

9' Grooved Belt Post 280

Featured Product: Model VT-280/VT-280D

Grooved post design, rugged RETRACTA-BELT® construction.

Universal belt end: Works with nearly every stanchion on the market.

Replacement parts available: compatible with Lavi Beltrac® products.

Extruded aluminum tube with dovetail grooves: ready to accept signs and accessories.*



*Accessories are compatible with Lavi Beltrac® products.

9' belt: thick, durable and 29% longer than other stanchions.

Braking system: for a slow and safe retraction.

Dual line stanchions available: for increased security and ADA compliance.



Additional Features

- ▶ 10 year warranty.
- ▶ Ships Knocked-Down or assembled.
- ▶ Easy assembly, no tools required.
- ▶ Options include Weather-Protection, extra heavy baseweight (30 lbs.) and **RETRACTA-WHEEL**.

Featuring Exclusive **EVERstraight®** Technology

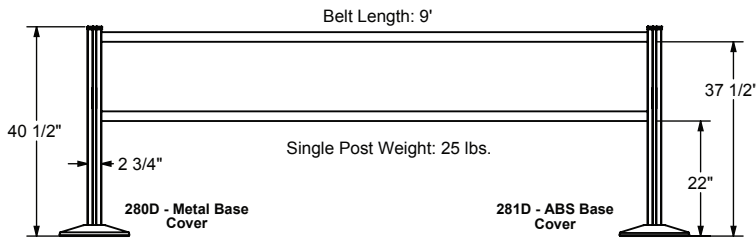
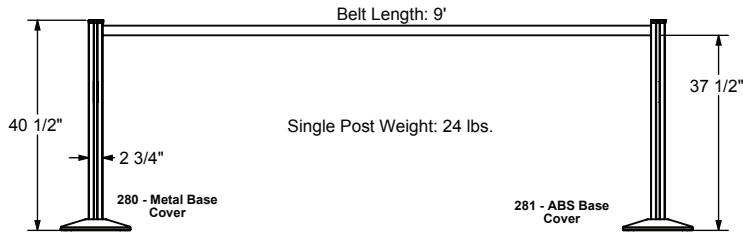


- ▶ Large diameter threaded steel base connection ensures the post remains straight for its lifetime.
- ▶ Heavy 18 lbs. cast iron base keeps the post in place.

Built-in rubber floor protectors: ensure long lasting scuff protection.


Specs

Post Material	Aluminum
Base Cover Material	ABS, Stainless Steel, or Steel
Baseweight Material	18 lbs. Cast Iron with Floor Protectors
Post Diameter	2-3/4"
Base Diameter	14"
Overall Post Height	40-1/2"
Overall Weight	24 - 25 lbs.




To Order Specify:
VT-281D **WB** **LB**
 MODEL # FINISH BELT COLOR

Stock Finishes




Wrinkle Black
WB

Model: 281 Base: Black ABS



Matte Silver Aluminum
MA

Model: 280 Base: Satin Stainless
 Model: 281 Base: Grey ABS




Polished Aluminum
PA

Model: 280 Base: Polished Chrome
 Model: 281 Base: Grey ABS

Specialty Finishes

Class 1: Powder Coat over Steel Posts



Class 1 specialty finishes require a minimum order of 5 pieces and a 2-3 week lead time. Call if quicker delivery is needed.

Can be weatherproofed for exterior use

Model: 280 Base: Powder Coat over Steel
 Model: 281 Base: Black ABS

Standard Belt Options

Black BK	Green GN
Grey GR	Dark Green DG
White WH	Light Blue LB
Brown BN	Blue BL
Maroon MN	Dark Blue DB
Red RD	Purple PL
Orange OR	Fluorescent Yellow FY
Yellow YW	Fluorescent Orange FO
	Black/White Stripe BW

Specialty Belt Options (Double Sided)

Black/Yellow Diagonal BYD	Black/Yellow Diagonal BYD
Red/White Diagonal RWD	Red/White Diagonal RWD
Magenta/Yellow Diagonal MYD	Magenta/Yellow Diagonal MYD
THIS LANE CLOSED	This Lane Closed TLC
CAUTION-DO NOT ENTER	Caution-Do Not Enter CAU
DANGER-KEEP OUT	Danger-Keep Out DKO
NO ENTRY	No Entry NE
AUTHORIZED ACCESS ONLY	Authorized Access Only AAO

Custom Dye-Sub Belt Samples



Dye-Sub is not intended for prolonged exposure to UV.

Due to printing limitations, colors shown may not represent actual product colors. Please call for samples if required.