

# WALK UNDER SIGNS ENTRANCEWAY & SIGNAGE IN ONE

## Clearly define entranceways from a distance.

Directing your visitors to a specific queue or area can be a challenge in large venues, stadiums, or outside events. Walk Under Signs stand above the crowd to give clear guidance on where to go. This system is easy to set up and easy to move for multiple use applications. This wayfinding solution can be your port in a storm for visitors making their way through a sea of people.

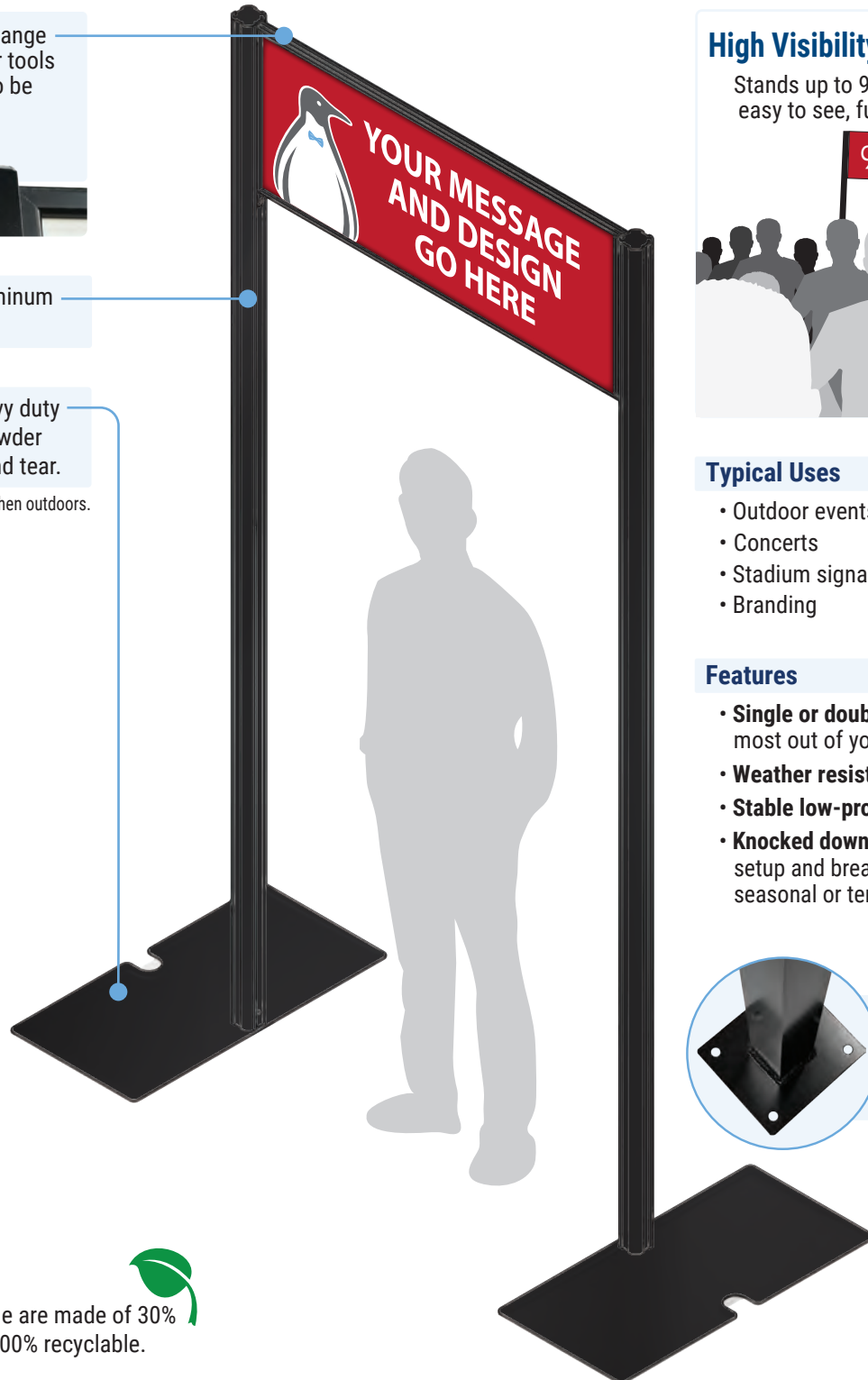
**Hinged-top opening:** easy change signage without the need for tools allows the same hardware to be used each season.



**Sturdy and lightweight:** Aluminum uprights and frame.

**Indoor / outdoor ready:** Heavy duty portable steel bases with powder coating to withstand wear and tear.

\*Use sandbags for additional stability when outdoors.



### High Visibility. High Quality.

Stands up to 9' tall with vibrant, easy to see, full color signage.




### Typical Uses

- Outdoor events
- Concerts
- Stadium signage
- Branding

### Features

- **Single or double-sided:** get the most out of your messaging.
- **Weather resistant frame & inserts.**
- **Stable low-profile base.**
- **Knocked down assembly:** for easy setup and breakdown. Perfect for seasonal or temporary use.



Permanent mounted base option also available.


### Sustainability feature:

Aluminum uprights and frame are made of 30% recycled materials and are 100% recyclable.



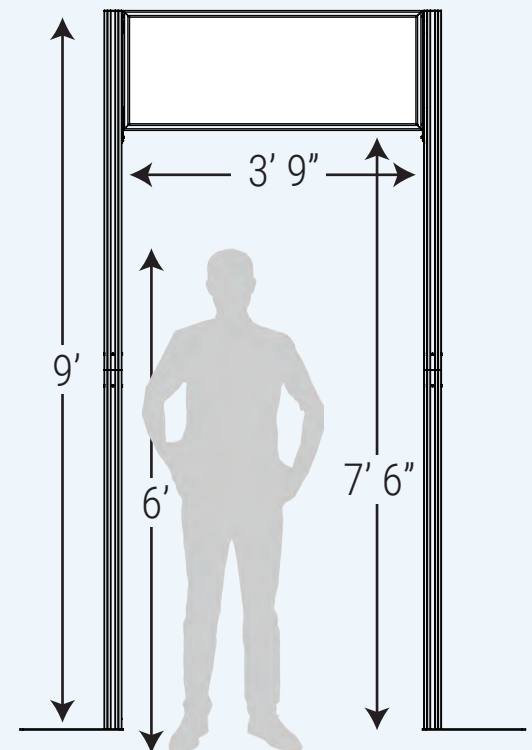
## More entranceways. More signage.

Walk Under Signs can be combined to allow for multiple entrance options. Perfect for events or locations where more than one queue is needed. Clearly direct patrons to their proper access points or enhance your marketing efforts.



### Specs

- Overall height: up to 9'
- Overall width: 6' 4"
- Weight: 99 lbs.
- Sign: 43" W x 16" H
- Sign frame: 45" W x 18" H
- Base: 15.5" W x 31.5" L x .1875" H (portable)  
8" W x 9" L x .375" H (fixed)



### Finish Options

• Black  
SB



• Matte silver  
MA



### Post Options



280 Series  
Grooved Post



Square  
Custom Post



300 Series  
Round Post