

RETRACTABLE BELT CONE

10' and 15' Belt Cone Toppers

Featured Product: Models VT-RC10 & VT-RC15

Combine the visibility of a traffic cone with the added security of a retractable barrier.

Create a safer environment for workers and pedestrians with the Retractable Belt Cone Topper. While cones are commonly used to warn pedestrians of a work zone, the addition of a **Retractable Belt Cone Topper** guides walkways and restricts access. These 10' or 15' barriers are a reusable, more visible and durable alternative to caution tape. Simply mount onto stacked or weighted traffic cones for a highly visible warning against hazardous areas.

Belt end options:

Universal, Magnetic, S-Hook or Suction Cup.

Available in 10' (below) or 15' (right) belt lengths.



Fits onto stacked or weighted traffic cones (not included).

Two year warranty.



Model #
RC15FO-F0

Typical Applications

- ▶ Stop pedestrians from walking in between traffic cones on work sites.
- ▶ Cordon off open manhole covers.
- ▶ Closing parking lots.
- ▶ Designating warehouse forklift lanes.
- ▶ Creating a hazard warning in construction zones.



Specifications

	RC10:	RC15:
Height	9-1/2"	8-1/2"
Width	3"	3-1/4"
Cone Hole Opening	3-1/4"	3-1/2"
Belt Width	1-7/8"	1-7/8"
Weight	2 lbs.	2 lbs.

Belt End Options




Universal (Standard)

- Attaches to **RETRACTA-CONE** tops, Receiving Ends, Magnetic Receiving Ends, and Cone Mount Receiving End (all sold separately).




Magnetic

- Connects to magnetic surface such as warehouse racks without drilling holes.



S-Hook

- Universal S-Hook belt end works without a receiving end. It can hook into items, or wrap around items and hook onto itself.



Suction Cup

- Affixes to smooth surfaces without drilling holes (i.e. glass, stainless steel, aluminum, ceramic and other tile).

To Order Specify:

VT-RC10 FO — BYD
MODEL # FINISH BELT COLOR

1. Class 1 specialty finishes require a minimum order of 10 pieces and a 2-3 week lead time. Call if quicker delivery is needed.

Due to printing limitations, colors shown may not represent actual product colors. Please call for samples if required.

Stock Finishes for RC10 and RC15



Fluorescent Orange
FO ✓



Fluorescent Orange
FO ✓

Ready for outdoor use

Specialty Finishes — Available for RC15 Only

Class 1: Powder Coat over Steel Posts¹



Smooth Black
SB



Green
GN



Wrinkle Black
WB



Blue
BL



Charcoal
CH



Brown
BN




Grey
GY



Beige
BG



White
WH



Silver Vein
SV



Red
RD



Gold Vein
GV



200+ RAL colors
Available at no additional cost.

Standard Belt Options - RC10



Black/Yellow Diagonal
BYD

Standard Belt Options - RC15



Black
BK



Green
GN



Black/White Stripe
BW



Grey
GR



Dark Green
DG



White
WH



Light Blue
LB



Brown
BN



Blue
BL



Maroon
MN



Dark Blue
DB



Red
RD



Purple
PL



Orange
OR



Fluorescent Yellow
FY



Yellow
YW



Fluorescent Orange
FO

Specialty Belt Options (Double Sided)



Black/Yellow Diagonal
BYD



Red/White Diagonal
RWD



Magenta/Yellow Diagonal
MYD



THIS LANE CLOSED
TLC



CAUTION-DO NOT ENTER
CAU



DANGER-KEEP OUT
DKO



NO ENTRY
NE



AUTHORIZED ACCESS ONLY
AAO

Custom Dye-Sub Belt Samples



Dye-Sub is not intended for prolonged exposure to UV.