

RETRACTA-BELT® PRIME Signage

RETRACTA-BELT® PRIME Heavy Duty Post Mount Sign Frames

Proven Performance. PRIME Prices.


Features

- ▶ Steel channel frames with welded corners.
- ▶ Slotted opening.
- ▶ Standard and custom signage inserts available.
- ▶ Sign protectors and support backers available.
- ▶ Each frame includes one black Adapter Cone.



All RETRACTA-BELT®
PRIME Sign Frames
attach to posts with
our black Adapter Cone

Stock Finishes




Model #	W x H
FR711HD_ -CSB	7" x 11"
FR811HD_ -CSB	8.5" x 11"
FR1114HD_ -CSB	11" x 14"

1. Class 1 specialty finishes require a minimum order of 10 pieces and a 2-3 week lead time.
2. Class 2 specialty finishes require a minimum order of 25 pieces and a 5-7 week lead time.
Call if quicker delivery is needed.

Specialty Finishes

Class 1: Powder Coat over Steel Posts¹



Class 2: Plating over Steel²




RETRACTA-BELT® PRIME Economy Heavy Duty Frame Kits

Includes:

- ▶ 8.5" x 11" sign frame.
- ▶ Black Adapter Cone.
- ▶ Two pieces of clear acrylic for sign protection.
- ▶ Hardware.

Frame Finishes:



Model #	Finish
FRK811SB	Smooth Black
FRK811PC	Polished Chrome



RETRACTA-BELT® PRIME Designer Series Post Mount Sign Frames

Proven Performance. PRIME Prices.

Features

- ▶ Durable, heavy gauge aluminum frame with rounded cast zinc corners.
- ▶ Unique hinged-top opening for easy insert replacement.
- ▶ Available with locking top to prevent tampering.
- ▶ Sign protectors and support backers available.
- ▶ Each frame includes one black Adapter Cone.

Finishes



Smooth Black
SB



Polished Chrome
PC



Polished Brass
Aluminum
PB

To Order Specify:

FR1411DS SB SB — CSB
MODEL # FRAME FINISH CORNER FINISH CONE FINISH



All RETRACTA-BELT®
PRIME Sign Frames
attach to posts with
our black Adapter Cone

Model #	W x H
FR711DS_ _-CSB	7" x 11"
FR117DS_ _-CSB	11" x 7"
FR811DS_ _-CSB	8.5" x 11"
FR118DS_ _-CSB	11" x 8.5"
FR1114DS_ _-CSB	11" x 14"
FR1411DS_ _-CSB	14" x 11"

RETRACTA-BELT® PRIME Sign Brackets

- ▶ **Sign Bracket:** holds 7" x 11" ColorCore Signs.
- ▶ **Clear Acrylic Announcement Display:** with Sign Bracket holds 8.5" x 11" paper signs.
- ▶ Bracket available in Black or Chrome finish.
- ▶ Includes black Adapter Cone.



Engraved ColorCore Signs

- ▶ Single or double sided signs available.
- ▶ White text engraved on black sign.
- ▶ Standard or custom messages.
- ▶ Can be used with Designer Series or Heavy Duty Frames, or installed onto a Sign Bracket.



Standard ColorCore
Sign on Sign Bracket

Standard Sign Inserts

Double-sided, white letters silk screen printed on high quality black styrene:

Messages:

Please
Enter
Here

EXIT

Please
Enter
Here

Sizes (W x H):

- ▶ 7" x 11" (shown)
- ▶ 8.5" x 11"
- ▶ 11" x 14"

Custom signs available (single or double sided)