



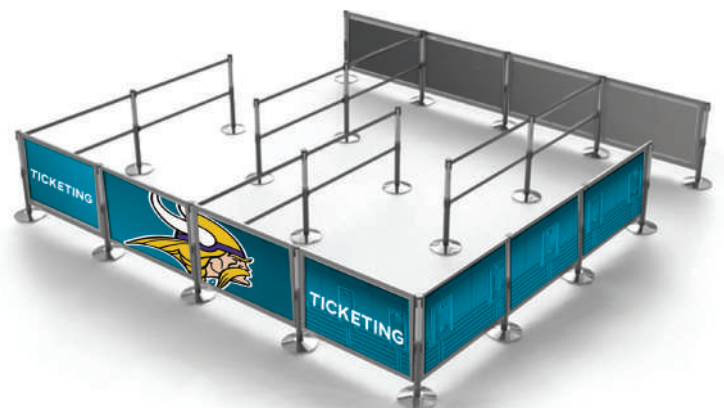
Our **Q-Panels** easily integrate with **RETRACTA-BELT®** posts to create a rigid, secure system which can function as a barrier and branding display.

Use as a structural barricade for:

- ▶ Creating an attractive, orderly queuing system.
- ▶ Privacy & screening areas.
- ▶ Securely restricting access to unauthorized areas.

Use as a prominent display for:

- ▶ Co-op advertising.
- ▶ Logos and branding.
- ▶ Signage and wayfinding.



Heavy Duty Q-PANEL® Rigid Systems




Heavy duty, versatile rigid barrier systems for your unique queuing needs.

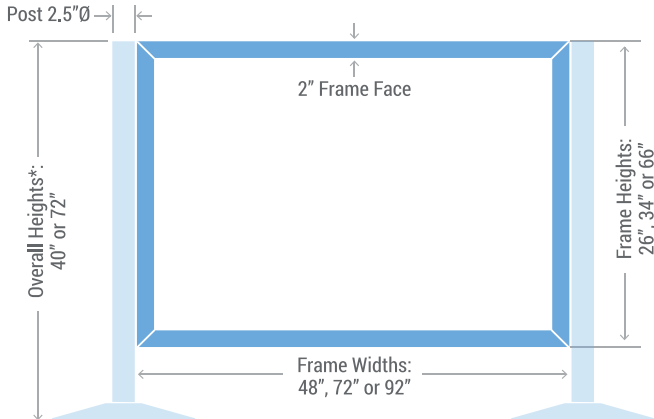
These versatile panels can also be used to create tall barriers between queue lanes, outdoor seating areas, privacy rooms, or rigid queue barriers. Optional custom printed inserts can emphasize your message or branding.

Heavy gauge aluminum frame and premium construction withstand the toughest wear and tear.

Custom sizes, insert materials, and signage printing are also available.

Q-PANELs can be easily integrated with existing single or dual line **RETRACTA-BELT®** posts, allowing them to be purchased as an add-on, or can be sold as a complete system with posts.

MODELS	Model	Frame	Insert	Viewable Area	Post Center to Center		Create rooms or privacy partitions with our 6' Tall Panel Systems.
	PNL4826	48" x 26"	45.5" x 23.5"	44" x 22"	50.875"		
	PNL4834	48" x 34"	45.5" x 31.5"	44" x 30"	50.875"		
	PNL7226	72" x 26"	69.5" x 23.5"	68" x 22"	74.875"		
	PNL7234	72" x 34"	69.5" x 31.5"	68" x 30"	74.875"		
	PNL9226	92" x 26"	89.5" x 23.5"	88" x 22"	94.875"		
	PNL9234	92" x 34"	89.5" x 31.5"	88" x 30"	94.875"		
	PNL4866	48" x 66"	45.5" x 63.5"	44" x 62"	50.875"		
FINISHES							
Black Anodized (BA) Satin Aluminum (SA)							
INSERT MATERIALS							
1/4" Black Sintra – Model BS 1/4" White Sintra – Model WS 1/4" Clear Acrylic – Model CA 1/4" Frosted Acrylic – Model FA 1/4" Grey Tinted Acrylic – Model GA 1/8" Clear Acrylic 2PC – Model CA2 1/8" Clear Acrylic & 1/8" Black Sintra – Model CABS 1/4" Clear, Grey or Bronze Tinted Glass – Model GG							
OPTIONS & UPGRADES							
<ul style="list-style-type: none">• Custom sizes are available.• Bungees allows use with single line posts (required when using panels outdoors).• 66"h Q-PANEL requires 6'Tall Post with Clips & Cap.• Additional insert materials and thicknesses available.• EZ Off End Blocks are required for MINI-SOCKET, REMOVABLE, MAGNETIC, or FIXED posts.							

SPECS	
	

ECO Series Q-PANEL® Rigid Systems

Environmentally-friendly post and panel barrier systems.

Post and panel barriers create an attractive, rigid queuing system which provides opportunities to generate co-op advertising revenue or display your own message. What makes the ECO Series unique is that we've reduced its overall environmental impact, while creating a high quality, sturdy barrier system you can rely on.

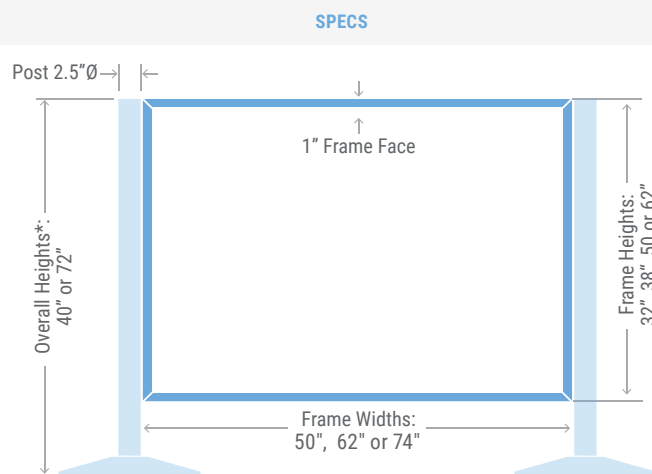
Lighter aluminum frame – yet sturdy enough to hold up to day to day use.

Custom sizes, insert materials, and signage printing are also available.



Displayed graphics can be easily interchanged thanks to the optional 'hidden,' hinged-top opening on top of the ECO Series Q-PANEL. An optional lock upgrade for the top is also available to prevent tampering.

	Model	Frame	Insert	Viewable Area	Center to Center with 280 Post	Center to Center with 300 Post
MODELS	PNLE5032	50" x 32"	48" x 30"	47.5" x 29.5"	51.875"	52.25"
	PNLE5038	50" x 38"	48" x 36"	47.5" x 35.5"	51.875"	52.25"
	PNLE5050	50" x 50"	48" x 48"	47.5" x 47.5"	51.875"	52.25"
	PNLE5062	50" x 62"	48" x 60"	47.5" x 59.5"	51.875"	52.25"
	PNLE6232	62" x 32"	60" x 30"	59.5" x 29.5"	63.875"	64.25"
	PNLE6250	62" x 50"	60" x 48"	59.5" x 47.5"	63.875"	64.25"
	PNLE7432	74" x 32"	72" x 30"	71.5" x 29.5"	75.875"	76.25"
	PNLE7450	74" x 50"	72" x 48"	71.5" x 47.5"	75.875"	76.25"
FINISHES	<div>Black Anodized (BA)</div> <div>Matte Silver Anodized (MA)</div>					
INSERT MATERIALS	<div>1/4" Black Sintra – Model BS</div> <div>1/4" White Sintra – Model WS</div> <div>1/4" Clear Acrylic – Model CA</div> <div>1/4" Frosted Acrylic – Model FA</div> <div>1/4" Grey Tinted Acrylic – Model GA</div> <div>1/8" Clear Acrylic 2PC – Model CA2</div> <div>1/8" Clear Acrylic & 1/8" Black Sintra – Model CABS</div> <div>1/4" Clear, Grey or Bronze Tinted Glass – Model GG</div>					
OPTIONS & UPGRADES	<ul style="list-style-type: none"> • Custom sizes are available. • Bungees allows use with single line posts (required when using panels outdoors). • Optional locking hinged top to prevent tampering with insert. • Additional insert materials and thicknesses available. • Universal End Blocks are required for MINI-SOCKET, REMOVABLE, MAGNETIC, or FIXED posts. 					



*Single or dual line accompanying posts are sold separately.
Factory-installed panel attachment is determined by post type and use.

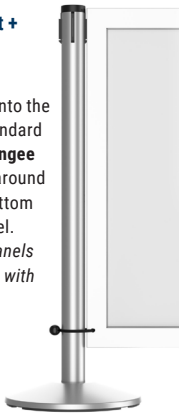
Options

ECO Series and Heavy Duty Q-PANEL® Attachment Options

Q-PANEL systems can work with either portable sloped bases, or, for a more permanent solution, you can choose from MINI-SOCKET®, MAGNETIC, FIXED, or REMOVABLE post mounted options. We have panel attachment options to accommodate different post configurations.


Single Line Post + Portable Base Option

Q-PANEL slides onto the top clip with a standard attachment. A **Bungee Cord** is wrapped around the post at the bottom to secure the panel. (Required when panels are used outdoors with single line posts.)




Dual Line Post + Portable Base Option

Q-PANEL slides onto the top and bottom clips with a standard attachment.




Single Line Post + Permanent Base Mount

Q-PANEL attaches to post with flexible, factory-installed **Universal or EZ Off End Blocks**. A Bungee Cord is wrapped around the post at the bottom to secure the panel. (Required when panels are used outdoors with single line posts.)



Dual Line Post + Permanent Base Mount

Q-PANEL attaches to post with flexible, factory-installed **Universal or EZ Off End Blocks**.



Portable Base Options



PORTABLE SLOPED



PORTABLE UTILITY

Mounted Base Options



MINI-SOCKET®



MAGNETIC



FIXED



REMOVABLE

Stock Frame Finishes



Black Aluminum
BA ☂



Satin Aluminum
SA ☂

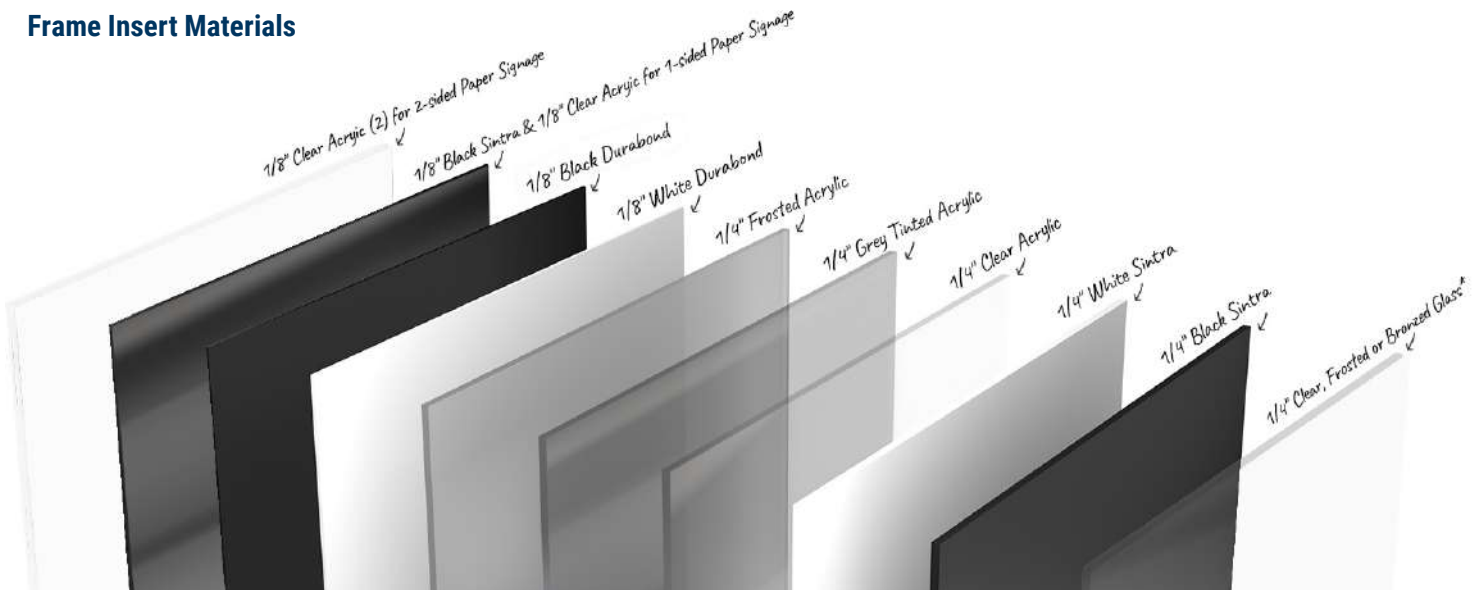


Matte Silver Aluminum
MA ☂

Custom finishes available. Not all finishes are available on all models. Posts, sold separately, come with a matching finish.

☂ Outdoor-ready for exterior use.

Frame Insert Materials



Choose a plain, clear or opaque Q-PANEL® insert, or print custom messages on any of these standard materials.

- **Sintra** is a closed-cell PVC board that is a light-weight rigid material.
- **Durabond** is an opaque material with a plastic core encapsulated by metal. It is more substantial than sintra.
- **Acrylic (plexiglas, lucite)** has a high-impact strength and is available in a variety of colors and finishes including clear, frosted, or tinted.
- **Glass** Tempered glass available in clear, frosted, and bronzed.
- **Custom insert materials and thicknesses** are also available, including glass, metals, and other sintra colors.

*Due to printing limitations, colors shown may not represent actual product colors. Please call for samples if required.